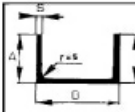


Profilati Aperti



ad "U" a Lati Uguali **Peso Kg/ m**

A	B	C	Spessore				
			1	1,5	2	3	4
10 x 10 x 10			0,20				
12 x 12 x 12			0,25				
15 x 15 x 15			0,46	0,58			
20 x 20 x 20			0,64	0,82	1,13		
22 x 22 x 22			0,71				
25 x 25 x 25			0,81	1,05	1,48		
30 x 30 x 30			0,99	1,29	1,84		
35 x 35 x 35			1,17	1,52	2,19		
40 x 40 x 40			1,34	1,76	2,54		
45 x 45 x 45				1,99	2,90	3,74	
50 x 50 x 50				2,23	3,25	4,21	
60 x 60 x 60				2,70	3,96	5,15	

ad "U" a Lati Disuguali **Peso Kg/m**

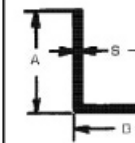
A	B	C	Spessore				
			1,5	2	3	4	
10 x 15 x 10			0,34				
10 x 20 x 10			0,40				
10 x 25 x 10			0,46	0,58			
10 x 30 x 10			0,52	0,66			
15 x 30 x 15			0,64	0,82			
20 x 30 x 20				0,97			
20 x 40 x 20			0,87	1,13	1,60		
20 x 50 x 20			0,99	1,29			
25 x 50 x 25				1,44	2,07		
30 x 40 x 30				1,44	2,07		
30 x 50 x 30				1,60	2,31		
30 x 60 x 30				1,76	2,54		
30 x 80 x 30				2,07			
30 x 100 x 30				2,39			
40 x 50 x 40				1,92	2,78		
40 x 60 x 40				2,07	3,01	3,89	
40 x 80 x 40				2,39	3,49	4,52	
40 x 100 x 40				2,70	3,96		
50 x 60 x 50					3,49	4,52	
50 x 100 x 50				3,01	4,43	5,78	
50 x 120 x 50					4,90		
60 x 80 x 60					4,43	5,78	
60 x 100 x 60					4,90	6,41	
60 x 120 x 60					3,64	5,37	7,03
100 x 200 x 100						12,06	



Fermavetro a scatto Zincato
Spessore 8/10

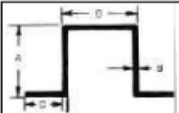
A	B	C	X	Peso Kg/ m
10 x 10 x 5			4	0,20
12 x 12 x 5			6	0,23

GIALLO = Normalmente Disponibile



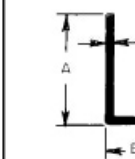
ad "Angolo" **Peso Kg/ m**

A	B	Spessore			
		1,5	2	3	4
10 x 10		0,14			
15 x 15		0,22	0,32		
20 x 20		0,30	0,44	0,57	
25 x 25		0,38	0,55	0,72	
30 x 30			0,67	0,88	
35 x 35			0,79	1,04	
40 x 40			0,91	1,19	
45 x 45			1,02	1,35	
50 x 50			1,14	1,51	2,21
60 x 60				1,82	2,68
70 x 70				2,14	3,16
80 x 80				2,45	3,63
100 x 100				3,08	4,57




ad "Omega" **Peso Kg/ m**

C	A	B	Spessore		
			2	3	4
25 x 80 x 40			3,67	5,32	
30 x 70 x 50			3,67	5,32	
30 x 100 x 40				6,50	
30 x 100 x 50				6,74	
30 x 120 x 60				7,91	
45 x 180 x 80				11,92	15,64



ad "E" **Peso Kg/ m**

A	B	Spessore			
		1,5	2	3	4
20 x 10		0,32			
30 x 20			0,72	1,04	
40 x 20			0,88	1,27	
50 x 25			1,11	1,62	
50 x 30			1,19	1,74	
60 x 30			1,35	1,98	
60 x 40			1,51	2,21	
80 x 40			1,82	2,68	
100 x 50				3,39	4,46



a "C" **Peso Kg/ m**

C	A	B	Spessore			
			1,5	2	2,5	3
10 x 30 x 30			1,15	1,48		
10 x 20 x 40			1,04	1,32		
15 x 40 x 40				2,10	2,55	
15 x 30 x 50				1,95	2,36	
20 x 30 x 50				2,55	2,97	

R.A.R. - Briata

Tel: 0464 421 026 Fax: 431 227 / 480 238